



2020 ANNUAL REPORT



Cal, Sr.'s Legacy 1

Our Reach & Impact..... 2

Youth Development Programs..... 4

Youth Development Park Initiative 8

Virtual Programs 10

STEM 12

Special Initiatives 13

Summer Camp 14

Program Evaluation..... 15

Events & Campaigns 16

Volunteerism 18

National Corporate Partnerships..... 20

Financials 21

Board of Directors..... 26

2020 Donors 27

How You Can Help..... 29

A NOTE FROM OUR LEADERSHIP

The year 2020 proved to be a challenging one for everyone! But, despite COVID-19 restrictions, the Ripken Foundation staff developed innovative ways to safely connect and deliver programs to the at-risk youth we impact year-round. We used digital platforms and virtual communications to sustain existing programs and initiatives as well as create new ones designed specifically during the pandemic. Thanks to the support of our dedicated Board of Directors, donors, program partners, and staff, we continued to impact over 1.2 million kids with the help of 361 youth partners and law enforcement agencies in 41 states, Washington, D.C., Curacao, Dominican Republic, Panama, Puerto Rico, and U.S. Virgin Islands.

We hope you are inspired by the creative and strong accomplishments of 2020. In addition to innovative program solutions, we also partnered with Feeding America and local restaurants to help those suffering from food insecurity across the U.S. We are excited to share this report with you as we continue to work hard to bring positive change to the lives of deserving youth, transforming underserved communities across the country.

Harold Himmelman

Chairman, Board of Directors

Steve Salem

President & CEO

CAL, SR.'S LEGACY

Founded to honor the legacy and life of Cal Ripken, Sr., a longtime coach and mentor, the Cal Ripken, Sr. Foundation prepares at-risk youth for life's challenges by teaching them critical life skills such as teamwork, communication, work ethic, and respect. Our character building programs give youth the tools they need to succeed in life and thrive within their communities.

Since 2001, the Ripken Foundation has seen steady growth and added programs, curricula, and initiatives that fortify our mission and ability to mentor young people in distressed communities across the country.

“WHAT YOU DO TODAY IS PRACTICE FOR HOW YOU WILL LIVE TOMORROW.”

CAL RIPKEN, SR.

OUR REACH & IMPACT

We are proud to partner with so many community-based organizations across the U.S. to implement our youth development camps, clinics, and programs. And, while our programs provide at-risk youth with positive mentors and role models, our Youth Development Parks give kids clean and safe places to play and learn.

1,226,112 kids were impacted in **41** states, Washington, D.C., Curacao, Dominican Republic, Panama, Puerto Rico, and U.S. Virgin Islands.

72 STEM Centers in **14** states.

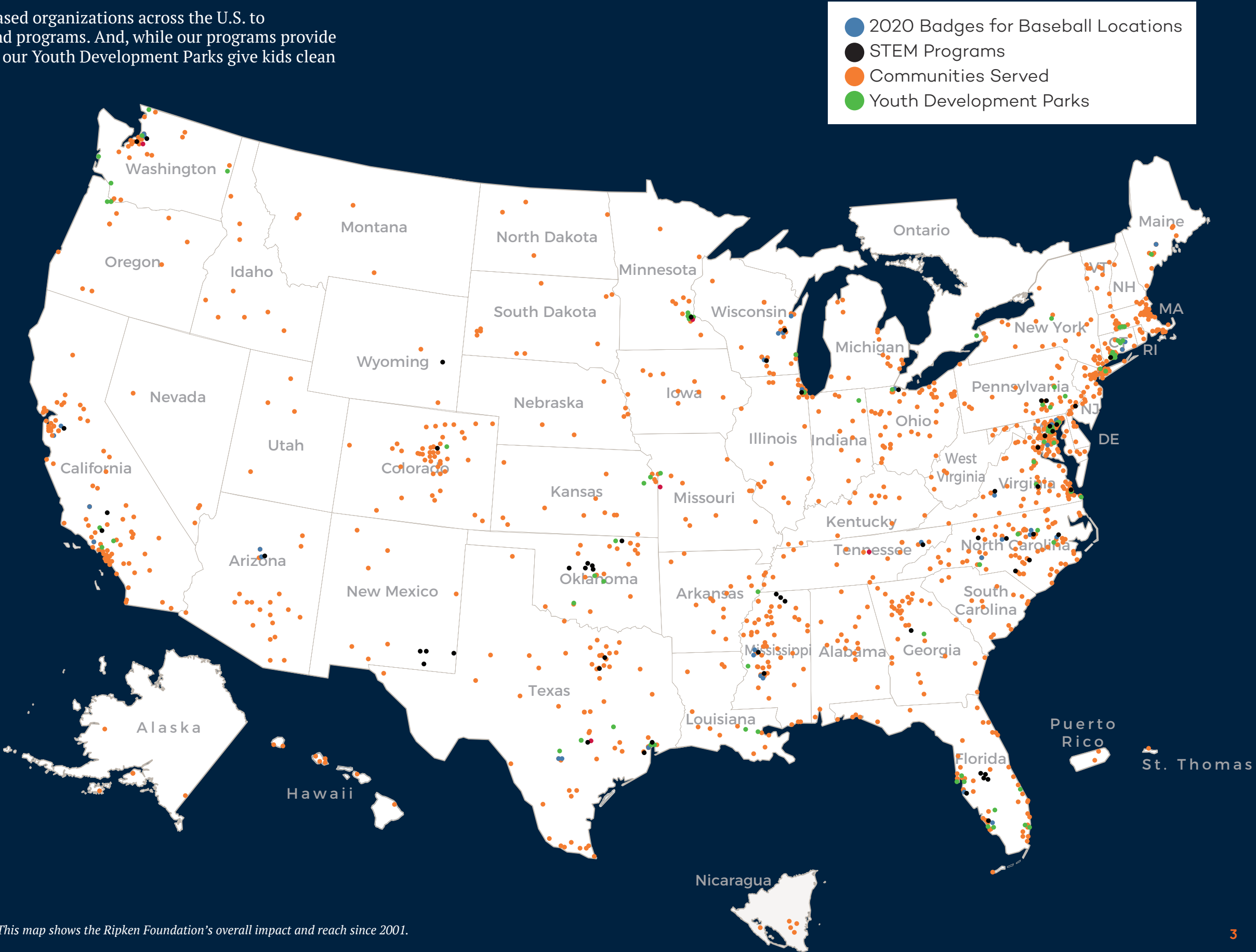
99 Youth Development Parks in **26** states.

361 youth partners and law enforcement agencies engaged in **242** cities and towns.

2,743 coaches, mentors, law enforcement, and volunteers working to share Ripken Foundation programs.

101,460 hours of mentoring.

291,201 youth reached by Ripken Foundation's Online Resource Portal.



YOUTH DEVELOPMENT PROGRAMS

BADGES FOR BASEBALL

Our signature program, *Badges for Baseball*, created in partnership with the U.S. Department of Justice, connects law enforcement officers with at-risk youth during the critical out-of-school hours when they are most likely to commit or become a victim of crime. Using sports as the hook, law enforcement officers throughout America interact with young people and give them the tools to make smart decisions and reach their potential. In 2020, *Badges for Baseball* ran in 37 communities in 12 states and Washington, D.C., impacting 13,847 kids.

The cornerstone of our programming is the *Badges for Baseball Coaches Manual* youth development curriculum and character education flipbooks, *Healthy Choices*, *Healthy Children*. Endorsed by the Association for Middle Level Education, this curriculum helps mentors to teach at-risk youth to develop sound decision-making skills by discussing choices and their consequences. These easy-to-read, handheld resources focus on:

- Adaptive Sports
- Civics & Leadership
- Financial Literacy
- Fitness
- Nutrition
- Resilience
- Rising Above Bullying

Each flipbook allows our mentors and coaches to incorporate fun and fresh ways to keep kids active and practicing a healthy lifestyle.

Partnerships with federal and state government organizations, combined with support from private corporations, continue to help the Foundation impact kids year after year.

KEEPING KIDS SAFE

Keeping the kids in our programs safe is a top priority for the Ripken Foundation. Our National Child Protection Tool Kit is designed for youth-serving organizations to keep children safe from those who seek to harm them. This first-of-its-kind resource includes our Child Protection Policy, affordable background checks, child safety training videos, and resources, available to any organization in America at no cost to all who register online at www.ripkenfoundation.org/resource-portal. In 2020, nearly 200 mentors completed our background checks and over 334,800 youth had access to Ripken Foundation youth development programs through the Resource Portal.



2020 SNAPSHOT OF OUR MOST SUCCESSFUL PARTNERSHIPS

In **Maryland**, **13,726** kids participated in Ripken Foundation programs through **18** youth organizations, thanks to the support of multiple partnerships, including: **Charles T. Bauer Charitable Foundation; BGE; the Community Oriented Policing Services Office; the Office of Juvenile Justice and Delinquency Prevention; Under Armour;** and the **Washington/Baltimore High Intensity Drug Trafficking Area Task Force.**

In **North Carolina**, **3,910** kids participated in Ripken Foundation programs through **7** youth organizations, thanks to the support of the **Community Oriented Policing Services Office** and the **Office of Juvenile Justice and Delinquency Prevention.**

Through a partnership with **Niagara Bottling**, **4,543** kids benefited from our *At-Home STEM* program in **Holly Springs, MS, Dallas, TX,** and **Tavares, FL.**

In **Florida**, **5,866** kids participated in Ripken Foundation programs through **10** youth organizations thanks to the **Community Oriented Policing Services Office**, the **Office of Juvenile Justice and Delinquency Prevention**, and the **Naples Children & Education Foundation.**

In **Texas**, **2,271** kids participated in Ripken Foundation programs through **7** youth organizations, thanks to the support of the **Community Oriented Policing Services Office** and the **Office of Juvenile Justice and Delinquency Prevention.**

Through multiple partnerships in **Mississippi**, **1,510** kids participated in *Badges for Baseball* through **2** youth organizations across the state, thanks to the support of the **Community Oriented Policing Services Office**, the **Office of Juvenile Justice and Delinquency Prevention.**

In our continuing partnership with **UnitedHealthcare**, we disseminated equipment packages to **55** schools impacting **34,464** kids in **Nashville, TN; Austin, TX; Seattle, WA; Minneapolis, MN;** and **Kansas City, MO.**

Through multiple partnerships in **California**, **5,924** kids participated in Ripken Foundation programs with the help of **4** youth organizations thanks to the support of the **Community Oriented Policing Services Office** and the **Office of Juvenile Justice and Delinquency Prevention.**



COMMUNITIES SERVED IN 2020

ALABAMA

Anniston (RP)
Opelika (RP)

ARKANSAS

Little Rock (RP)
North Little Rock (RP)
West Memphis (YDP)

ARIZONA

Camden (YC)
Eloy (YC)
Flagstaff (B4B, RP, STEM, VF)
Fountain Hills (RP)
Glendale (RP)
Queen Creek (E)
Scottsdale (E)

CALIFORNIA

Antioch (E)
Bakersfield (B4B, RP, STEM, VF, YDP)
Fontana (YDP)
Los Angeles (B4B, RP, YDP)
Milpitas (B4B, RP, STEM, VF)
Oakland (B4B, STEM, VF)
Ojai (RP)
San Diego (E)
San Jose (B4B, STEM, VF)
Visalia (YC)
Whittier (RP)

COLORADO

Commerce City (YDP)
Deer Trail (RP)
Denver (RP, STEM)
Hayden (RP)

CONNECTICUT

Bridgeport (B4B, RP, STEM, YDP)
Hartford (B4B, RP, YDP)
Mystic (RP)
Norwalk (RP)

DELAWARE

Wilmington (RP)

FLORIDA

Clermont (STEM)
Fort Myers (STEM)
Groveland (STEM)
Immokalee (B4B, E, STEM, VF, YDP)
Lakeland (YC)
Melbourne (RP)
Miami (YDP)
Montego Bay (RP)
Naples (B4B, E, RP, STEM, VF, YDP)
Sarasota (B4B, STEM, RP)
St. Petersburg (YDP)
Tampa (RP, YDP)
Tavares (STEM)
Umatilla (STEM)
Vero Beach (YDP)

GEORGIA

Alpharetta (RP)
Americus (RP)
Atlanta (RP)
Carrollton (RP)
Forsyth (STEM)
Macon (YDP)
Marietta (RP)
McDonough (RP)
Newman (RP)
Peachtree City (RP)
Rome (RP)

HAWAII

Hilo (RP)
Wailuku (RP)

ILLINOIS

Chicago (B4B, RP, STEM, VF, YDP)
Highland Park (RP)

IOWA

Des Moines (RP)

INDIANA

Fort Wayne (RP, YDP)
Gary (YDP)
Indianapolis (RP)
Portage (YDP)
Rockport (RP)

KANSAS

Kansas City (E, RP, YDP)
Olathe (YDP)

LOUISIANA

Gonzalez (YDP)
Walker (YDP)

MAINE

Indian Island (RP)
Waterville (B4B, RP, YDP)

MARYLAND

Aberdeen (B4B, STEM, YDP)
Annapolis (RP, YDP)
Baltimore (B4B, RP, STEM, VF, YDP)
Bel Air (B4B, RP, STEM)
College Park (YC)
Columbia (YC)
Edgewood (RP)
Ellicott City (RP)
Havre de Grace (B4B, STEM)
Hyattsville (RP, STEM, VF)
Highland (RP)
Joppatown (B4B)
Nottingham (YDP)

Reisterstown (RP)
Salisbury (E)
Towson (E)

MASSACHUSETTS

Haverhill (RP)
Springfield (YDP)
Sudburg (RP)

MICHIGAN

Ann Arbor (RP)
Westland (RP)

MINNESOTA

Minneapolis (E, RP, STEM, YDP)

MISSOURI

Independence (YDP)
Kansas City (E, YC)
Springfield (RP)

MISSISSIPPI

Byhalia (STEM)
Canton (B4B, STEM, VF)
Clinton (RP)
Columbus (RP)
Grenada (B4B, RP, STEM, VF)
Holly Springs (STEM)
Jackson (B4B, RP, STEM, VF)
Jonestown (B4B, STEM, VF)
Lexington (B4B, STEM, VF)
Meridian (RP)
New Albany (RP)
Potts Camp (STEM)
Sykes (B4B, STEM, VF)
Vicksburg (YDP)
Walker (B4B, STEM, VF)
Yazoo City (B4B, STEM, VF)

MONTANA

Browning (RP)

NEBRASKA

Papillion (RP)

NEVADA

Henderson (RP)

NEW JERSEY

Berkeley Heights (RP)
Howell (RP)

NEW YORK (RP)

Bronx (YDP)
Corona (YDP)
Garnerville (RP)
Mamaroneck (RP)

Mount Vernon (YDP)
New York (RP)
Utica (YDP)

NEW MEXICO

Artesia (RP, STEM)
Carlsbad (RP, STEM)
Hobbs (STEM)
Hope (STEM)

NORTH CAROLINA

Baldenboro (RP)
Cary (B4B, RP)
Charlotte (RP, YDP)
Concord (B4B)
Durham (RP)
Fayetteville (RP)
Greensboro (B4B, RP, STEM, YDP)
Greenville (RP, YDP)
Havelock (STEM)
Henderson (RP)
High Point (RP, STEM, VF)
Lumberton (RP, STEM)
Morehead (RP)
Raleigh (RP, STEM, VF, YDP)
Richlands (RP)
Robersonville (RP)
Stanley (RP)
Wake Forest (STEM, VF)
Wilmington (RP)
Winterville (B4B, STEM, VF)

OHIO

Canton (RP)
Dayton (RP)
Elyria (B4B)
Lorain (B4B)
Springfield (RP)
Toledo (B4B, RP, STEM, VF, YDP)
Youngstown (RP)
Zanesville (RP)

OKLAHOMA

Bartlesville (RP, STEM, VF)
Duncan (YDP)
Long Grove (RP)

Midwest City (STEM)
Norman (STEM, VF)
Oklahoma City (RP, STEM, YDP)
Spencer (STEM)
Weatherford (STEM)

OREGON

Portland (RP, YDP)

PENNSYLVANIA

Allentown (RP)
Boswell (RP)
Easton (YDP)
Harrisburg (RP, STEM, YDP)
Hazleton (YDP)
Lancaster (RP, YDP)
Philadelphia (RP, STEM)
Pittsburgh (RP)
Schnecksville (YDP)
Steelton (STEM)

SOUTH CAROLINA

Fayetteville (RP)

TENNESSEE

Greenback (RP)
Knoxville (E, RP, STEM, VF)
Morristown (RP)
Murfreesboro (RP)
Nashville (E)
Whites Creek (E)

TEXAS

Austin (E, STEM, VF, YDP)
Beaumont (RP)
Dallas (STEM, VF)
Dublin (RP)
El Campo (RP)
Fort Worth (RP, STEM, VF)
Houston (B4B, RP, STEM, VF, YDP)
Hutto (YDP)
Katy (RP)
San Antonio (B4B, RP, YDP)
Waco (RP)

VIRGINIA

Alexandria (RP)
Fredericksburg (YDP)
Gloucester (STEM, VF)
Kilmarnock (RP)
Manassas (RP, STEM)
Newport News (RP, STEM, VF, YDP)
Richmond (RP, STEM, VF, YDP)
Roanoke (B4B, RP, STEM, VF)
Virginia Beach (YDP)

WASHINGTON

Blaine (YDP)
Everett (B4B, RP, STEM, VF, YDP)
Kelso (RP, YDP)
Seattle (E)
Shelton (RP)
Snohomish (B4B, RP, STEM, VF)
South Bend (YDP)
Spokane (YDP)
Vancouver (RP)

WEST VIRGINIA

Grafton (RP)

WISCONSIN

Eau Claire (RP)
Green Bay (B4B, RP, VF)
Keshena (RP)
Madison (B4B, STEM, VF)
Menasha (B4B, STEM)
Milwaukee (RP, YDP)
Neenah (B4B, STEM)

WYOMING

Diamondville (RP)
Douglas (STEM)

WASHINGTON, D.C.

(B4B, RP, YDP)

US VIRGIN ISLANDS

St. Croix (RP)
St. Thomas (RP)

CURACAO

Willemstad (YC)

PANAMA

Panama City (YC)

DOMINICAN REPUBLIC

La Romana (YC)
Puerto Plata (RP, YC)
San Domingo (YC)
San Pedro (YC)

PUERTO RICO

Aguadilla (YC)
Arecibo (YC)
Caguas (YC)
Carolina (YC)
Cayey (YC)
San Juan (YC)

CUBA

(E)

COLOMBIA

Antiquia (YC)
Cartegena (YC)
Medellin (YC)

KEY

B4B: Badges for Baseball;
Ripken Playbook; Ripken
Live

E: Equipment Packages

RP: Resource Portal

STEM: STEM Centers &
At-Home STEM Kits

VF: Virtual Fitness

YC: Youth Clinic

YDP: Youth Development
Park/Field Refurbishment

YOUTH DEVELOPMENT PARK INITIATIVE

One of the primary initiatives of the Cal Ripken, Sr. Foundation is to provide clean, safe spaces for kids to play and learn. Our Youth Development Parks are multipurpose or baseball, synthetic surface, low-maintenance fields designed to provide at-risk youth of all physical abilities with recreational, educational, and athletic experiences.

In 2020, we completed seven new Youth Development Parks, bringing our grand total to 99 including 19 Adaptive Fields for kids with special needs. Currently, we have parks operating in 26 states and Washington, D.C., giving over 465,000 kids access to a Ripken Foundation Youth Development Park.

(L to R): Patty and Jay Baker Field at Group1001 Park - Immokalee, FL; Potter Field - Springfield, MA; Team of Dreams Adaptive Field - Gonzales, LA.



SAN JUAN DIEGO HIGH SCHOOL, AUSTIN, TX

COMPLETED YOUTH DEVELOPMENT PARKS

Aberdeen, MD
Aberdeen, MD

Annapolis, MD
Austin, TX

Austin, TX
Bakersfield, CA
Baltimore, MD
Baltimore, MD
Baltimore, MD
Baltimore, MD
Baltimore, MD

Baltimore, MD
Baltimore, MD

Baltimore, MD
Baltimore, MD
Baltimore, MD
Baltimore, MD
Baltimore, MD

Bartlesville, OK

Blaine, WA

Cal, Sr.'s Yard (2011)
Vi Ripken Field at Ollie's Bargain Outlet Park (2014)
Ollie's Bargain Outlet Field (2014)
Don Ross Nabb Productions Field at the Home Club on the Sheth Family Campus (2019)
San Juan Diego High School (2020)
Kevin Harvick Foundation Park (2016)
Archbishop Curley High School Field (2016)
Babe Ruth Field (2016)
Banner Field at Latrobe Park (2014)
Eddie Murray Field at BGE Park (2017)
Brooks Robinson Field at Group1001 Park (2019)
Calvert Hall High School (2018)
Charles E. Silberstein Stadium at Kennedy Kreiger* (2014)
CSX Field at Baybrook Park (2018)
Ravens Field/Kelly Field (2013)
Maryland School for the Blind* (2015)
Memorial Field at the Y (2010)
Patterson Park Youth Sports Center Powered by Under Armour (2012)
Kimrey Family Foundation Youth Development Field (2017)
The Blaine Pavilion (2015)

Bridgeport, CT
Bridgeport, CT
Bridgeport, CT
Bridgeport, CT
Bridgeport, CT
Charlotte, NC
Chicago, IL
Chicago, IL
Commerce City, CO
Duncan, OK
Everett, WA
Fontana, CA
Fort Wayne, IN
Fredericksburg, VA
Greensboro, NC
Greenville, NC
Gonzales, LA
Harrisburg, PA

Hartford, CT
Hartford, CT
Hartford, CT
Hazleton, PA
Houston, TX
Houston, TX

Blackham School* - 3 Fields (2015)
Columbus School (2015)
John F. Kennedy Stadium (2015)
Marin School Field (2015)
NAPA Auto Parts Field (2012)
Puglio Park - 2 Fields (2015)
Kevin Harvick Field at Group 1001 Park (2020)
Freedom Field (2015)
Read-Dunning Park (2019)
Pat Bowlen Field (2017)
Duncan High School Field (2017)
Gaffney Field (2014)
Fontana Universally Accessible Field* (2019)
World Baseball Academy Field (2019)
Sunshine Ballpark* - 2 Fields (2012)
Kevin Harvick Foundation Park (2015)
Sarah Vaughn Field of Dreams* (2013)
Team of Dreams Adaptive Field* (2020)
Mark & Betty Butler Field at Ollie's Bargain Outlet Park (2012)
Annie Fisher School (2014)
Hyland Park (2015)
Quirk West Field (2013)
Hazleton Integration Project (2015)
Harriet & Joe Foster Field* (2015)
SpringSpirit Youth Sports & Education Complex (2011)

Hutto, TX
Immokalee, FL

Independence, MO
Kansas City, KS
Kelso, WA
Lancaster, PA
Los Angeles, CA

Macon, GA
Miami, FL
Miami, FL
Milwaukee, WI

Minneapolis, MN
Minneapolis, MN
Minneapolis, MN
Minneapolis, MN
Naples, FL
Naples, FL
Newport News, VA
Northampton Co., PA
Oklahoma City, OK
Olathe, KS
Portland, OR
Portland, OR
Queens, NY

KCCO Ability Field* (2014)
Patty & Jay Baker Field at Group1001 Park (2020)
Daniel's Field* (2014)
George & Doris Haley Field (2015)
Rister Stadium (2019)
Roberto Clemente Field at Ollie's Park (2018)
Universally Accessible Dodgers Dreamfield at Baldwin Hills Recreation Center* (2015)
Vernon Sinclair Field (2020)
Charles Hadley Field (2017)
Jose Marti Park (2017)
Journey House Felix Mantilla Little League Fields at Baran Park - 3 fields (2020)
Eddie Phillips Field - Fairview Park (2013)
North Commons Field (2014)
Rod Carew All-Star Field (2014)
Sid Hartman All-Star Field (2014)
Baker Field (2012)
YMCA Adaptive Field* (2016)
TowneBank Athletic Park (2014)
Easton Rotary Field* (2012)
Southeast High School - 2 Fields (2018)
Miracle League of Olathe Field* (2014)
Duniway Park (2017)
Lentz Park (2016)
Hinton Park (2013)

Raleigh, NC
Richmond, VA
Robbinsdale, MN
San Antonio, TX
South Bend, WA
South Bronx, NY
Spokane, WA

Springfield, MA
Springfield, MA
Springfield, MA
St. Petersburg, FL
Tampa, FL
Tampa, FL
Toledo, OH

Utica, NY
Vero Beach, FL
Vicksburg, MS
Virginia Beach, VA
Walker, LA
Washington, D.C.
Waterville, ME
West Memphis, AR

Fred Smith Company Field* (2014)
Richard J. November Field (2011)
Twins All-Star Field (2014)
Harvey E. Najim Field (2018)
South Bend High School Field (2017)
Patterson Playground (2017)
Zakheim Family Field at Mission Park* (2017)
Berte Stadium (2012)
Archie Allen Field* (2017)
Potter Field (2020)
Violet's Field* (2018)
Sulphur Springs (2015)
Glazer Family Field at NFL Y.E.T. Center (2016)
Dan Roman Field at Rick and Nancy Corbett Athletic Complex, Sponsored by Group1001 (2019)
Sal Longo Field at T.R. Proctor Park (2019)
Jake Owen Field (2017)
Sports Force Park (2019)
Princess Anne Little League Field (2013)
Sydney Hutchinson Challenger Field* (2017)
Ryan Zimmerman Field (2015)
Mini Fenway Park (2014)
Tilden Rogers Park* (2015)

*An Adaptive Field

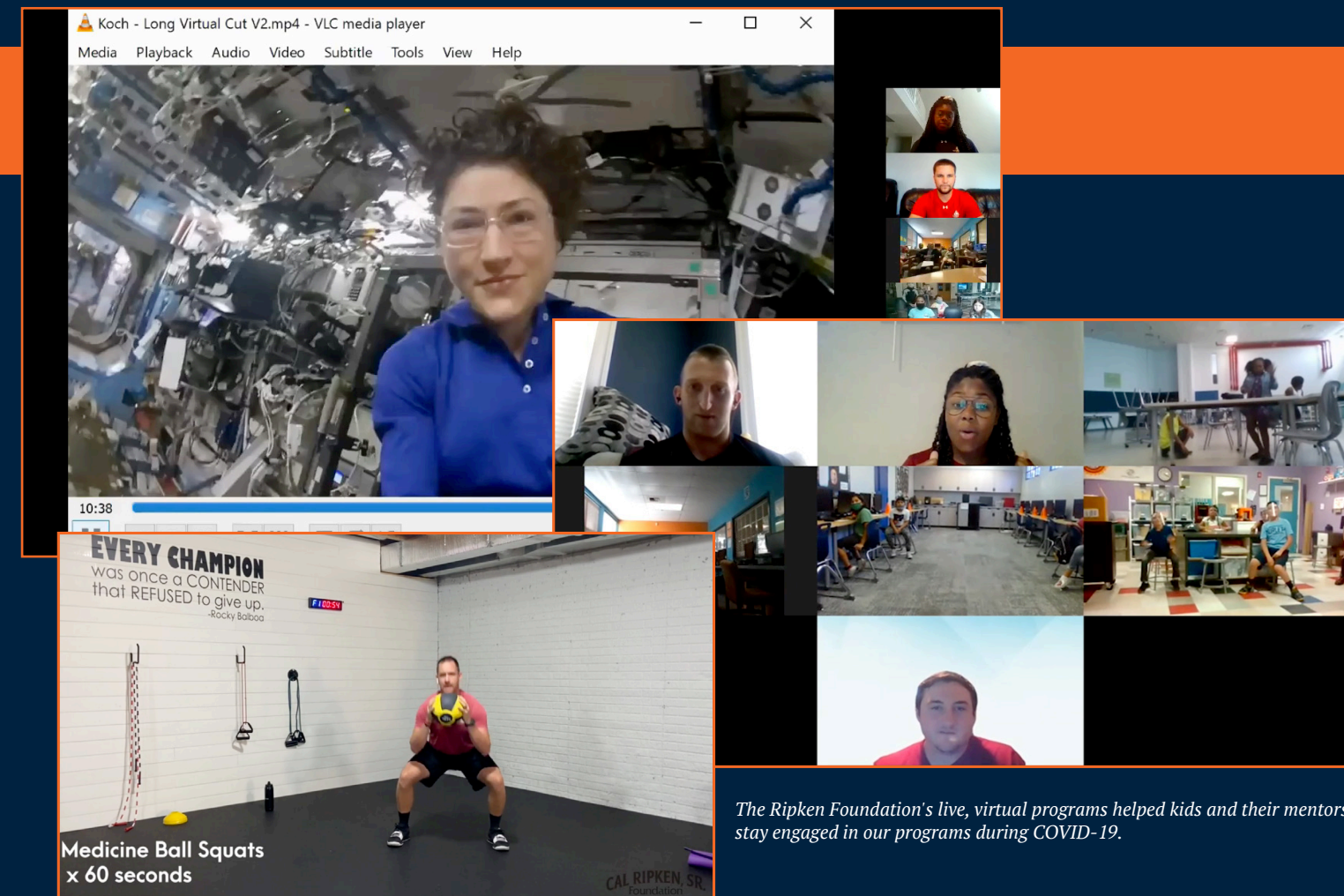
VIRTUAL PROGRAMS

In March 2020, the COVID-19 pandemic caused the majority of the Cal Ripken, Sr. Foundation's program partners and sites to close their doors as safety measures by local governments and the Center for Disease Control were enforced. However, over a dozen of our program sites remained open in a limited capacity, providing childcare and services for children of essential workers including law enforcement officers and medical professionals. As an organization, we quickly developed a plan to continue our programs on virtual platforms to maintain our connection and engagement with our youth partners and the at-risk kids we impact.

Here are three of the virtual initiatives that were developed and implemented during the COVID-19 pandemic to stimulate continued healthy, positive activities and engagements between kids and mentors:

VIRTUAL FITNESS

Access to healthy ways to exercise at home contributes to the overall well-being of kids and families in the underserved communities we impact. The Ripken Foundation partnered with certified personal trainer and sports nutrition coach, Chris Welsh, to create a 12-week virtual fitness program that incorporated exercise, character education curriculum, and fitness challenges to engage kids with all abilities. Working with our youth partners and **131 mentors**, we offered virtual fitness programming using pre-recorded videos and educational messaging on the Ripken Playbook website and on our social media platforms that impacted **2,464 kids in 17 states**.



The Ripken Foundation's live, virtual programs helped kids and their mentors stay engaged in our programs during COVID-19.

ACTIVITIES FROM THE RIPKEN PLAYBOOK



THE RIPKEN PLAYBOOK

The *Ripken Playbook* helped us to continue interacting with youth through daily, virtual "Plays of the Day" which are lessons from our *Healthy Choices*, *Healthy Children* curriculum – Resilience, Civics & Leadership, Nutrition, Fitness, and STEM. These activities were easily accessible to kids, mentors, program partners and parents at home and posted daily on our Facebook, Instagram, and Twitter platforms as well as available at no cost on our online portal at www.ripkenfoundation.org/RipkenPlaybook. Using the *Ripken Playbook*, mentors were able to continue and strengthen outreach to kids providing continuity and reinforcing life skills.

RIPKEN PLAYBOOK LIVE

The Ripken Playbook Live is a bi-weekly, virtual series hosted by the Ripken Foundation program staff using the video conferencing platform, Zoom, to engage both youth partners and kids. Each session features lessons from either, *Badges for Baseball Coaches' Manual*, *Healthy Choices*, *Healthy Children*, *STEM*, or *I'm GREAT* programs. During each Ripken Playbook Live session, kids had the opportunity to interact with positive mentors and law enforcement officers from across the country while learning about resiliency, leadership, respect, and other character-building skills. Some of the featured guest speakers included: NASA astronaut, Christina Koch; disabled war hero, Rob Jones; and Texas University golfer, Bentley Cotton.

RIPKEN PLAYBOOK IMPACT IN 2020

83 Ripken Playbook Lessons
12 states and Washington, D.C.

5,392 youth impacted
371 mentors engaged

15 Ripken Live sessions in **10** states

STEM

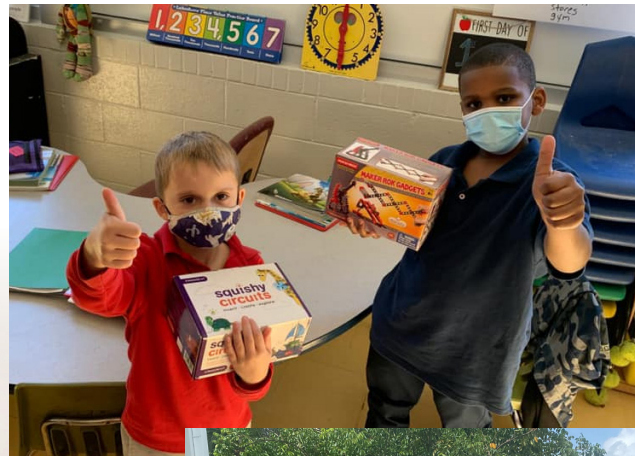
Giving elementary and middle school kids access to STEM (Science, Technology, Engineering, and Math) learning is a priority of the Cal Ripken, Sr. Foundation. Launched in 2016, today we have 72 fully operational, turnkey STEM programs in **California, Connecticut, Florida, Georgia, Maryland, Minnesota, New Mexico, North Carolina, Oklahoma, Pennsylvania, Texas, Virginia, Washington, and Wyoming**, as well as a district-wide public school system that includes 33 elementary schools in **Oklahoma City**. Our STEM program can be easily implemented in any community and requires no set space which gives underserved kids in disadvantaged neighborhoods the opportunity to participate in STEM activities. Engaging kids at the elementary and middle school levels will encourage kids to start thinking about educational attainment and their future career paths in STEM.

Each Ripken Foundation STEM Center is equipped with computers, STEM activity kits, and the Ripken Foundation STEM Curriculum Guidebook with age-appropriate lessons, as well as printers, furniture, and technical support. The Ripken Foundation program staff trains mentors and teachers to deliver a comprehensive STEM program. And, each program site is invited to participate in our annual STEM Challenge competition that uses real-world problems to encourage students to apply STEM skills and knowledge to develop innovative solutions. Teams from our STEM Centers across the country present their solutions to a panel of judges and winners are selected.

In 2020, many of our STEM Centers were closed due to COVID-19, but we still impacted 31,968 youth and engaged 1,323 mentors using our modified At-Home STEM program to keep kids engaged while in the safety of their own homes. Through this new program, the Ripken Foundation partnered with national STEM vendors to distribute over 10,000 STEM Kits to local partners and made our curriculum available at www.ripkenfoundation/resource-portal.

“It’s rewarding to see how well the kids collaborate with each other, and how excited and enthusiastic they are doing the STEM class. We can see their creativity and problem-solving skills in action.”

- Karol Duffy, Shidler Elementary School, Oklahoma City, OK



SPECIAL INITIATIVES

BADGES FOR BASEBALL INSTRUCTIONAL LEAGUES

The Ripken Foundation provides youth-serving organizations with the resources they need to run an effective program. We teamed up with the **MLB Reviving Baseball in Inner Cities (RBI)** program to create Ripken Foundation Instructional Baseball/Softball Leagues for our program partners. These leagues offer kids in underserved communities around the country a chance to play in a baseball or softball league with no fees. Every league consists of at least four teams, an eight- to ten-week schedule with play-off games, and a copy of Cal, Sr.’s Guide, a guidebook on rules of the game for coaches and mentors. Each player also receives a uniform and glove.

Although restrictions of COVID-19 temporarily prevented the Ripken Foundation and MLB from implementing our Instructional League programs, we hope to resume them when it is safe for everyone to get back out on the field.



A College Day Experience featuring the I’m GREAT program.

I’M GREAT

I’m GREAT is a year-round youth development and mentoring program for middle school-aged girls that the Ripken Foundation introduced in 2017. This leadership program is structured around six important concepts: teaching girls how to be real, reflective, respectful, responsible, resilient, and remarkable.

HEALTHY LIFESTYLES

The Niagara-funded *Healthy Lifestyles* program consists of easy-to-use fitness and nutrition activities for mentors to get kids moving and engaged while using a discussion-based curriculum to teach helpful dietary tips and cooking lessons that can be implemented in an afterschool or classroom setting. Since its inception in 2019, we have impacted over 9,500 kids with the help of 285 mentors in 17 states.

COLLEGE DAY EXPERIENCES

As part of the Cal Ripken, Sr. Foundation’s goal of encouraging young people to continue toward a path of educational attainment, we offer special experiences in partnership with colleges and universities. These one-day events provide at-risk youth with their first exposure to college life and all that it has to offer. Important elements of each *College Day Experience* include: a tour of campus; interaction with student athletes; guest speakers and special presentations; and opportunities for kids to discuss avenues toward higher education.

In 2020, we hosted a virtual *College Day Experience* at Springfield College in Massachusetts for kids and their mentors. Kids watched a presentation from the Admissions Department giving insight on how to apply and get into college. Youth also got to experience a virtual tour of campus and participate in a question and answer panel with student-athletes to learn what it is like to balance academics and athletics.



SUMMER CAMP

PROGRAM EVALUATION

Over the last 19 years, thousands of at-risk youth have enjoyed attending the Ripken overnight summer camp. In 2020, this weeklong capstone experience had to be postponed because of the pandemic. We are looking forward to hosting camp sessions in August 2021 where all campers will be provided with baseball equipment and apparel donated by corporate sponsors, including: **Under Armour, BSN, and Rawlings.** Transportation for all campers and chaperones will be provided by **Eyre Bus, Tour & Travel** and **Southwest Airlines**, the official airline of the Cal Ripken, Sr. Foundation.

Through our collaboration with national law enforcement agencies, including the U.S. Marshals Service and the Maryland National Guard, kids are able to experience a mobile command center, see a police helicopter landing, interact with K-9 dogs and officers, and experience other exciting demonstrations. During camp, kids get to live in cabins and meet other youth from across the country. They play baseball and softball, challenge themselves on a ropes course, climb a rock wall, fly across a zip line, and swim, while enjoying the pleasures of just being a kid. All activities and guest speakers reinforce important life lessons kids learn at their local *Badges for Baseball* programs, like the importance of teamwork, personal responsibility, and communication.



Since the inception of *Badges for Baseball*, the Ripken Foundation has worked closely with community-based organizations to not only implement our programs but evaluate the effectiveness of our efforts.

In 2018, the University of Michigan Prevention Research Center concluded a three-year research study of *Badges for Baseball* that officially categorized our program as evidence-based and helped us to better understand the effects of our program on youth developmental outcomes. Participants in the *Badges for Baseball* program are highly likely to develop in positive ways, according to these new research results. Using a longitudinal evaluation design, the research team assessed 24 developmental outcomes among *Badges for Baseball* participants at 14 sites across the U.S.

The key results of the University of Michigan study revealed that the *Badges for Baseball* participants showed significant improvement in the following measured outcomes: perceptions of substance use risk, reduction in aggressive behavior, school disciplinary actions, empathy skills, social competence, conflict resolution skills, peer support, academic competence, self-worth, personal values, community engagement, and leadership ability. The participants in the *Badges for Baseball* program also improved at a significantly faster rate than the other youth program participants in the following outcome measures: reports of personal values including personal commitments to be ethical, honest, hard-working, and responsible. In addition, the *Badges for Baseball* participants reported higher relationship skills, psychological well-being, personal values and behaviors, as well as a decrease in risky behaviors.

More than **70%** of mentors indicated that participants were spending time with a more positive group of friends.

Over **75%** of mentors noticed participants behaving more responsibly and better able to give good reasons for their actions.

74% of parents, **88%** of teachers/mentors and **91%** of law enforcement officers saw participants become more comfortable interacting with law enforcement officers.

More than **80%** of mentors saw mentees working harder as a result of program participation.

The three-year study by the University of Michigan Prevention Research Center concluded that *Badges for Baseball* is a valuable and effective platform for at-risk youth to learn critical life skills that help them to pursue and achieve their goals in life as well as build healthy, productive connections with law enforcement.



"I loved the Badges for Baseball camp! I was able to go to Maryland and experience something new: I rode on my first airplane, I met a lot of new and cool people and had an amazing time. I loved it."

— James S. (10), Boys & Girls Clubs of Central Mississippi



EVENTS & CAMPAIGNS



STRIKE OUT HUNGER

In response to the COVID-19 pandemic, the Foundation partnered with Feeding America to launch the Strike Out Hunger campaign in April 2020. We temporarily pivoted from our core mission to help kids and families across the country struggling with food insecurity. With the support of the Ripken Foundation Board, **Group1001**, **Niagara Cares**, **Ollie's Bargain Outlet**, and the **Kevin Harvick Foundation**, we helped Feeding America distribute over 4.1 million meals to families in need.

In addition to Strike Out Hunger, the Foundation also became the fiscal sponsor for two local Maryland food initiatives in Anne Arundel and Howard counties with a goal of providing meals prepared by local restaurants to keep people in need fed and employed.

RIPKEN SOFTBALL CLASSIC

In September, we hosted the 12th Annual Ripken Softball Classic at the Ripken complex in Aberdeen, MD. Six teams, each managed by a former Major League Baseball player, battled it out on the fields replicating major league parks, with the championship game at Cal, Sr.'s Yard.



Above Right (L to R): Board support from Sen. Frank Kelly, Jr., Harold Himmelman, and Robbie Callaway. Above: Team Whiting-Turner Contracting Company.

RIPKEN GOLF CLASSIC

Chairs: Jim Hall, Matt Murnane, & Ed Walker

On September 25, we hosted the 14th annual Ripken Golf Classic at Hillendale Country Club in Phoenix, MD. A fun day to benefit programming was more than par for the course.



Top (L to R): Cal Ripken, Jr., Jim Hall, Matt Murnane, and Ed Walker. Right (L to R): Bradie Barr and Olive Waxter.



ASPIRE GALA

Chairs: Calvin Butler, Jermaine Swafford, & Dan Towriss

Over 800 Cal Ripken, Sr. Foundation sponsors, friends, and celebrity guests came together for the 16th Annual Aspire Gala on February 21, at the Baltimore Marriott Waterfront. Esteemed honorees included, World Golf Hall of Famer and 10-time Major Champion, **Annika Sorenstam**; Baseball Hall of Fame Manager, **Tony La Russa**; and United States Marine & Paralympic Athlete, **Rob Jones**. There was also a musical performance by LOVERBOY. The Cal Ripken, Sr. Foundation presented its Ripken Scholar Award to Simone Rogers for her outstanding service and program participation. The Scholar Award helps students with funding for college.



Above (L to R): Bill Ripken, Brooke Butler Wagner, and Cal Ripken, Jr. Below (L to R): Warren Bischoff, Andrew Bonsalle, Cal Ripken, Jr., Burton Gray, and John Longwell.



Above (L to R): Cal Ripken, Jr., Rob Jones, Calvin Butler, Sharon Butler, Annika Sorenstam, and Tony La Russa. Right (L to R): Dan Towriss and Cassidy Towriss.



WINDY CITY GOLF CLASSIC

Chairs: Calvin Butler & Ron Kaminski

The Windy City Golf Classic with Cal Ripken, Jr. was held in Owings Mills, MD. Thanks to board members Calvin Butler and Ron Kaminski, funds were raised from a day on the greens to support the efforts and work of the Foundation.

(L to R): Harold Himmelman, Calvin Butler, Cal Ripken, Jr., Ron Kaminski, and Steve Salem.



CELEBRATING 2131



September 6th marked the 25th anniversary of Cal's record-breaking 2131 consecutive game streak. The Foundation celebrated one of the greatest moments in sports history with our co-founder and increased support for the Ripken Foundation's 100th Youth Development Park and Endowment campaign.

A DAY AT CREIGHTON FARMS

Chairs: Warren Bischoff, Harold Himmelman, & Robbie Callaway

Due to COVID, the annual D.C. Dinner was converted into a golf outing in Virginia to raise funds.

VOLUNTEERISM

Volunteerism and engagement are very important parts of our corporate partnerships which allow us to give back to communities and the youth-serving organizations we partner with throughout the year. Over the last five years, the Ripken Foundation has worked with national corporations to build, renovate, beautify, and bring joy to underserved communities across the U.S. through local Community Enhancement projects. With the help of hundreds of employee volunteers, we have impacted 93,049 people with some of the following community-based initiatives: constructing and renovating community gardens; outfitting school weight rooms and food pantries; cooking and serving healthy meals; providing sports equipment and sports-themed youth development programming; hosting sports clinics; and more.

Due to COVID-19, the Foundation worked with our corporate partners to redirect their community-driven efforts because employee volunteers were not able to participate safely in Community Enhancement projects. So, our dedicated partners at **Niagara Cares** and **UnitedHealthcare** diverted their commitments to virtual and at-home Ripken Foundation programs, including: At-Home STEM Kits and fitness/sports equipment packages to keep kids engaged and learning from the safety of their own homes.



HISTORICAL IMPACT OF COMMUNITY ENHANCEMENT PROJECTS

Over **93,049** students, families, volunteers, teachers, and coaches impacted

59 schools and community organizations supported

Over **1,300** meals and take-home kits distributed to students lacking health and nutrition resources

Over **6,000** pantry and supply items distributed

Over **372,485** square feet of fitness, outdoor, and nutrition spaces renovated or activated

Thank you to our national sponsors for volunteerism and employee engagement projects.



NATIONAL CORPORATE PARTNERSHIPS

FINANCIAL INFORMATION



(L to R): Harold Himmelman, Sara Ball, and Cal Ripken, Jr.

As the Ripken Foundation continues to see a rise in the number of kids impacted through our signature programs and initiatives, we have also been able to partner with amazing companies to assist with the increasing needs across the country.

THANK YOU

to our national corporate sponsors who believe in the work that we do.



(L to R): Harold Himmelman, Omar Segura, and Cal Ripken, Jr.

Independent Auditors' Report

To the Board of Directors of the Cal Ripken, Sr. Foundation, Inc.:

Report on the Financial Statements

We have audited the accompanying financial statements of the Cal Ripken, Sr. Foundation, Inc. (the Foundation), which comprise the statements of financial position as of December 31, 2020 and 2019, the related statements of activities, functional expenses, and cash flows for the years then ended, and the related notes to the financial statements.

Management's Responsibility for the Financial Statements

Management is responsible for the preparation and fair presentation of these financial statements in accordance with accounting principles generally accepted in the United States of America; this includes the design, implementation, and maintenance of internal control relevant to the preparation and fair presentation of financial statements that are free from material misstatement, whether due to fraud or error.

Auditors' Responsibility

Our responsibility is to express an opinion on these financial statements based on our audits. We conducted our audits in accordance with auditing standards generally accepted in the United States of America and the standards applicable to financial audits contained in Government Auditing Standards, issued by the Comptroller General of the United States of America. Those standards require that we plan and perform the audit to obtain reasonable assurance about whether the financial statements are free of material misstatement.

An audit involves performing procedures to obtain audit evidence about the amounts and disclosures in the financial statements. The procedures selected depend on the auditor's judgment, including the assessment of the risks of material misstatement of the financial statements, whether due to fraud or error. In making those risk assessments, the auditor considers internal control relevant to the entity's preparation and fair presentation of the financial statements in order to design audit procedures that are appropriate in the circumstances, but not for the purpose of expressing

an opinion on the effectiveness of the entity's internal control. Accordingly, we express no such opinion. An audit also includes evaluating the appropriateness of accounting policies used and the reasonableness of significant accounting estimates made by management, as well as evaluating the overall presentation of the financial statements.

We believe that the audit evidence we have obtained is sufficient and appropriate to provide a basis for our audit opinion.

Opinion

In our opinion, the financial statements referred to above present fairly, in all material respects, the financial position of the Cal Ripken, Sr. Foundation, Inc. as of December 31, 2020 and 2019, and the changes in its net assets and its cash flows for the years then ended in conformity with accounting principles generally accepted in the United States of America.

Other Matters

Other Information

Our audits were conducted for the purpose of forming an opinion on the financial statements as a whole. The accompanying schedule of expenditures of federal awards, as required by Title 2 U.S. Code of Federal Regulations (CFR) Part 200, *Uniform Administrative Requirements, Cost Principles, and Audit Requirements for Federal Awards*, is presented for purposes of additional analysis and is not a required part of the financial statements. Such information is the responsibility of management and was derived from and relates directly to the underlying accounting and other records used to prepare the financial statements. The information has been subjected to the

auditing procedures applied in the audit of the financial statements and certain additional procedures, including comparing and reconciling such information directly to the underlying accounting and other records used to prepare the financial statements or to the financial statements themselves, and other additional procedures in accordance with auditing standards generally accepted in the United States of America. In our opinion, the information is fairly stated, in all material respects, in relation to the financial statements as a whole.

Other Reporting Required by Government Auditing Standards

In accordance with *Government Auditing Standards*, we have also issued our report dated September 28, 2021 on our consideration of the Foundation's internal control over financial reporting and on our tests of its compliance with certain provisions of laws, regulations, contracts and grant agreements and other matters. The purpose of that report is to describe the scope of our testing of internal control over financial reporting and compliance and the results of that testing, and not to provide an opinion on the internal control over financial reporting or on compliance. That report is an integral part of an audit performed in accordance with *Government Auditing Standards* in considering the Foundation's internal control over financial reporting and compliance.

SC&H Attest Services, P.C.
September 28, 2021



(L to R): Steve Salem, Jay Baker, Stephen Coan, and Mark McNaughton

FINANCIAL INFORMATION

| CAL RIPKEN, SR. FOUNDATION, INC. | | STATEMENTS OF FINANCIAL POSITION | |
|---|--------------|----------------------------------|--------------|
| As of December 31, | | 2020 | 2019 |
| Assets | | | |
| Cash | \$ 4,942,148 | \$ 2,987,518 | |
| Restricted cash | - | 333,333 | |
| Investments, at fair value | 1,152,137 | - | |
| Grants receivable | 1,432,471 | 1,623,331 | |
| Pledges receivable, net | 19,899,038 | 24,809,597 | |
| Accounts receivable | 1,286,115 | 2,537,482 | |
| Due from affiliates, net | - | 3,102 | |
| Prepaid expenses and other assets | 560,795 | 654,615 | |
| Property and equipment, net | 1,830,652 | 2,171,437 | |
| Total Assets | | \$31,103,356 | \$35,120,415 |
| Liabilities and Net Assets | | | |
| Liabilities | | | |
| Accounts payable and accrued expenses | \$ 2,050,762 | \$ 4,340,662 | |
| Note payable | 10,861 | 15,556 | |
| Due to affiliates, net | 13,493 | - | |
| Deferred revenue and other liabilities | 479,976 | 489,417 | |
| Total Liabilities | | 2,555,092 | 4,845,635 |
| Commitments and Contingencies (Note 5 and 15) | | | |
| Net Assets | | | |
| Without donor restrictions | 5,806,673 | 2,526,941 | |
| With donor restrictions | 22,741,591 | 27,747,839 | |
| Total Net Assets | | 28,548,264 | 30,274,780 |
| Total Liabilities and Net Assets | | \$31,103,356 | \$35,120,415 |

The accompanying notes are an integral part of these financial statements.

| CAL RIPKEN, SR. FOUNDATION, INC. | | STATEMENT OF ACTIVITIES | | |
|---|----------------------------|--|---------------|---------------|
| | | For the Year Ended December 31, 2020 (with Comparative Totals for 2019) | | |
| | Without Donor Restrictions | With Donor Restrictions | 2020 Total | 2019 Total |
| Revenues | | | | |
| Federal grants | \$ 2,336,659 | \$ - | \$ 2,336,659 | \$ 3,328,896 |
| State and other grants | - | 1,575,085 | 1,575,085 | 2,419,975 |
| Special events, net of direct benefit (\$1,012,750 and \$2,035,790, respectively) | 1,353,358 | - | 1,353,358 | 2,867,822 |
| Contributions | 1,772,712 | 7,130,850 | 8,903,562 | 21,207,470 |
| Merchandise sales | 18,695 | - | 18,695 | 32,500 |
| STEM laboratories | - | - | - | 960,000 |
| Field rental and concession income | 32,610 | - | 32,610 | 79,183 |
| Investment income, net of management fees | 20,168 | 81,971 | 102,139 | 48,824 |
| Net assets released from restriction | 11,677,990 | (11,677,990) | - | - |
| Net Revenues | | 17,212,192 | (2,890,084) | 14,322,108 |
| Expenses | | | | |
| Federal grants | 2,336,659 | - | 2,336,659 | 3,328,896 |
| State and other grants | 967,151 | - | 967,151 | 1,438,471 |
| Youth development parks | 5,079,893 | - | 5,079,893 | 11,550,044 |
| Management and general | 2,928,380 | - | 2,928,380 | 2,985,360 |
| Program services | 507,771 | - | 507,771 | 191,835 |
| Hunger Campaign | 1,165,050 | - | 1,165,050 | - |
| Fundraising | 1,526,270 | - | 1,526,270 | 1,243,159 |
| Cost of program merchandise sold | 15,256 | - | 15,256 | 530,380 |
| Interest expense | 930 | - | 930 | 5,613 |
| Bad debt expense | - | 2,116,164 | 2,116,164 | 5,449,471 |
| Total Expenses | | 14,527,360 | 2,116,164 | 16,643,524 |
| Other Income | | | | |
| Payroll Protection Program income (Note 8) | 594,900 | - | 594,900 | - |
| Change in Net Assets | | 3,279,732 | (5,006,248) | (1,726,516) |
| Net Assets, beginning of year | | 2,526,941 | 27,747,839 | 30,274,780 |
| Net Assets, end of year | | \$ 5,806,673 | \$ 22,741,591 | \$ 28,548,264 |

The accompanying notes are an integral part of these financial statements.

(L to R): Irv Bisnov, Roger Ralph, and Robbie Callaway; Jermaine Swafford and Gus Kalaris; Frank Kelly, III, Alan Rifkin, and Sen. Frank Kelly, Jr. ; Janet Nolan and Paul Nolan



FINANCIAL INFORMATION

CAL RIPKEN, SR. FOUNDATION, INC.

STATEMENT OF ACTIVITIES

For the Year Ended December 31, 2019

| | <i>Without Donor Restrictions</i> | <i>With Donor Restrictions</i> | <i>Total</i> |
|---|---------------------------------------|------------------------------------|---------------|
| Revenues | | | |
| Federal grants | \$ 3,328,896 | \$ - | \$ 3,328,896 |
| State and other grants | 300,000 | 2,119,975 | 2,419,975 |
| Special events, net of direct benefit (\$2,035,790) | 2,867,822 | - | 2,867,822 |
| Contributions | 3,351,033 | 17,856,437 | 21,207,470 |
| Merchandise sales | 32,500 | - | 32,500 |
| STEM laboratories | 960,000 | - | 960,000 |
| Field Rental and concession income | 79,183 | - | 79,183 |
| Other income | 48,824 | - | 48,824 |
| Net assets released from restriction | 10,726,909 | (10,726,909) | - |
| Net Revenues | 21,695,167 | 9,249,503 | 30,944,670 |
| Expenses | | | |
| Federal grants | 3,328,896 | - | 3,328,896 |
| State and other grants | 1,438,471 | - | 1,438,471 |
| Youth development parks | 11,550,044 | - | 11,550,044 |
| Management and general | 2,985,360 | - | 2,985,360 |
| Program services | 191,835 | - | 191,835 |
| Fundraising | 1,243,159 | - | 1,243,159 |
| Cost of merchandise sold | 530,380 | - | 530,380 |
| Interest expense | 5,613 | - | 5,613 |
| Bad debt expense | - | 5,449,471 | 5,449,471 |
| Total Expenses | 21,273,758 | 5,449,471 | 26,723,229 |
| Change in Net Assets | 421,409 | 3,800,032 | 4,221,441 |
| Net Assets, beginning of year | 2,105,532 | 23,947,807 | 26,053,339 |
| Net Assets, end of year | \$ 2,526,941 | \$ 27,747,839 | \$ 30,274,780 |

The accompanying notes are an integral part of these financial statements.

CAL RIPKEN, SR. FOUNDATION, INC.

STATEMENTS OF CASH FLOWS

For the Years Ended December 31,

2020

2019

| | | |
|---|----------------|--------------|
| Cash Flows From Operating Activities | | |
| Change in net assets | \$ (1,726,516) | \$ 4,221,441 |
| Adjustments to reconcile change in net assets to net cash flows provided by operating activities: | | |
| Net unrealized gain on investments | (74,272) | - |
| Depreciation | 340,785 | 336,675 |
| Decrease in discount on pledges receivable | (30,927) | (78,536) |
| Provision for uncollectible pledges receivable | 2,116,164 | 5,449,471 |
| Changes in assets and liabilities: | | |
| Grants receivable | 190,860 | (8,005) |
| Pledges receivable | 2,825,322 | (8,832,847) |
| Accounts receivable | 1,251,367 | (1,200,821) |
| Due from affiliates, net | 3,102 | (3,102) |
| Prepaid expenses and other assets | 93,820 | 313,816 |
| Accounts payable and accrued expenses | (2,289,900) | 1,209,819 |
| Due to affiliates, net | 13,493 | (3,533) |
| Deferred revenue and other liabilities | (9,441) | 6,501 |
| Net Cash and Restricted Cash Provided in Operating Activities | 2,703,857 | 1,410,879 |
| Cash Flows From Investing Activities | | |
| Acquisition of property and equipment | | (22,632) |
| Net purchases of investments | (1,077,865) | - |
| Net Cash and Restricted Cash Used in Investing Activities | (1,077,865) | (22,632) |
| Cash Flows From Financing Activities | | |
| (Repayments) borrowing under line of credit | - | (110,000) |
| Borrowings under note payable | - | 19,525 |
| Principal payments on notes payable | (4,695) | (6,962) |
| Net Cash and Restricted Cash Used in Financing Activities | (4,695) | (97,437) |
| Net Increase in Cash and Restricted Cash | 1,621,297 | 1,290,810 |
| Cash and Restricted Cash, beginning of year | 3,320,851 | 2,030,041 |
| Cash and Restricted Cash, end of year | \$ 4,942,148 | \$ 3,320,851 |

Supplemental Cash Flow Information:

| | | |
|------------------------|--------|-------|
| Cash paid for interest | \$ 930 | 5,613 |
|------------------------|--------|-------|

The accompanying notes are an integral part of these financial statements.

(L to R): Steve Coan and Mary-Beth Cooper; Mike Murchie, Lonnie Ritzer, and Terry Arenson; John Lee and Jonathan Ogden.



A copy of the 2020 and 2019 full financial statements are available upon request from CRSF.

BOARD OF DIRECTORS

2020 DONORS

Harold Himmelman

Board Chairman, Ripken Foundation
Beveridge & Diamond. P.C.

Terry Arenson
Chicago Title Insurance Company/
Fidelity National Title Group

Jay Baker

Kenny Baldwin
SpringSpirit Baseball

Sara L. Ball
UnitedHealthcare

Bradie Barr
Transamerica

Warren Bischoff
RBC Wealth Management

Irv Bisnov
Deloitte & Touche LLP

Scott Brickman

Brooke Butler Wagner
Mark L. Butler Foundation

Calvin Butler, Jr.
Exelon

Robbie Callaway
FirstPic, Inc.

Stephen M. Coan
Mystic Aquarium

Mary-Beth A. Cooper
Springfield College

Frank Culotta
DEX Imaging, Inc.

Alan H. Fleischmann
Laurel Strategies, Inc.

Jim Hall

Gus Kalaris
AXIOS Napa Valley & Kalaris Family
Vineyards

Ron Kaminski
HBK Engineering, LLC

Senator Francis X. Kelly, Jr.
KELLY Benefits

Frank Kelly III
KELLY Benefits

Donald H. Kirk, Jr.
Windsor Electric Co., Inc. and Kirk Family
Foundation

John Lee IV

Rachael Lighty
Amazon

Mark McNaughton
The McNaughton Group

The Honorable Mike Moore
Mike Moore Law Firm, LLC

Mike Murchie

Matthew T. Murnane
Venable LLP

Paul Nolan
McCormick & Company, Inc.

Roger Ralph

Tony Reagins
The Office of the Commissioner

Christina Rehkop
Devon Energy

Alan M. Rifkin, Esq.
Rifkin Weiner Livingston LLC

Bill Ripken
Ripken Baseball, Inc.

Cal Ripken, Jr.
Ripken Baseball, Inc.

The Honorable Laura Ripken
Circuit Court for Anne Arundel County

Lonnie Ritzer, Esq.

The Honorable Regina B. Schofield
Battelle

Dr. Mohan Suntha
University of Maryland Medical Center

Jermaine Swafford

Dan Towriss
Group1001

Carl Truscott
ASERO Worldwide

Stacey Ullrich
Under Armour

Brian Walter
M&T Bank

Marc Weller
Weller Development Company

Allen Wright
The Hustings Group

CAL RIPKEN, SR.
SOCIETY
(\$250,000+)

Anne Arundel County

Jay & Patty Baker
Patty & Jay Baker Foundation

Community Oriented Policing Services,
U.S. Dept. of Justice

Major League Baseball & MLB – MLBPA
Player Development Fund

Maryland Department of Housing &
Community Development

Niagara Cares

Office of Juvenile Justice & Delinquency
Prevention, U.S. Dept of Justice

Ollie’s Bargain Outlet

Seminole State College

Shaw Sports Turf

Sherman Fairchild Foundation

South Baltimore Gateway Partnership

Sphero

Springfield College

State of Maryland

The Ripken Family

Dan & Cassidy Towriss
Group1001

UnitedHealthcare Services, Inc.

HALL OF FAME
SOCIETY
(\$100,000-249,999)

Baltimore Washington HIDTA

Blue Cross Blue Shield of Louisiana
Foundation

Chase Foundation

Devon Energy Corporation
FIELDS, Inc.

Kelly Benefits

Leadership Ascension Foundation

Lewis Contractors

Mark & Marna McNaughton
The McNaughton Foundation

MLB Advanced Media, L.P.

Naples Children & Education
Foundation

Elaine & Roger Ralph

Scotts Company, LLC

Under Armour

Viragh Family Foundation

The Whiting-Turner Contracting
Company

PLATINUM CLUB
(\$50,000-99,999)

BGE

Scott Brickman

Douron

Estelle H. Yates Foundation

Harold & Bonnie Himmelman

Don & Pat Kirk
The Kirk Family Foundation
Windsor Electric Co., Inc.

John & Cindy Lee

Major League Baseball

Rawlings Sporting Goods

RBC Wealth Management

Schwab Family

Shewak Lajwanti Home Fashions, Inc.

Southwest Airlines

Stephen & Renee Bisciotti Foundation

Stewart & Tate, Inc.

Tekno Products

Toledo Community Foundation

Transamerica

GOLD CLUB
(\$25,000-49,999)

BSN Sports

Battelle

Irv & Dana Bisnov

Robbie & Sue Callaway

Charles T. Bauer
Foundation

Eugene & Ruth Freedman Family
Foundation

Rick Freedman
Ben & Nancy Remak

Exelon

Jim & Pam Hall

Home Depot

KeyBank Terhune Fund

Marshfield Associates, Inc.

McCormick & Company, Inc.

Mystic Aquarium

National Center for Missing & Exploited
Children

NFL Charities

Owens Corning

Mark Piccirilli

PNC Bank

Quanta Services

Terhune Foundation

Robin & Pat Tracy

United Way of Central Georgia

SILVER CLUB
(\$10,000-24,999)

16W Marketing, LLC

Alliant Insurance Services

Amazon

Gus & Lynne Kalaris
AXIOS Napa Valley & Kalaris Family
Vineyards

Kenneth & Melissa Baldwin

Baltimore Ravens

ConocoPhillips

(L to R): Jay Baker and Regina Schofield; Bill Ripken and Frank Culotta; Stacey Ullrich and Michael Ullrich.



(L to R): Pat Kirk, Don Kirk, Laura Ripken, and Cal Ripken, Jr.

2020 DONORS



(L to R): Kristen Hodge, Cassidy Towriss, and Dan Towriss

Dallas Stars Foundation
Deloitte
DREAM
EOG Resources, Inc.
HBK Engineering
Hobbs Boys & Girls Club
Meridith & Ron Kaminski
Ken & Anna Kuo
M&T Bank
MLB - MLBPA Player Development Fund
The Honorable Mike Moore
Mike Moore Law Firm, LLC
Paul & Janet Nolan
NTG Consultants and Cannon Cochran Management Services, Inc.
Ports America Chesapeake, LLC
Alan & Leslie Rifkin
Rifkin Weiner Livingston LLC
Robo 3D
Steve & Gregg Salem
SC&H Group
Sterling Site Access Solutions
Jermaine & Sarah Swafford
Symbol Mattress
VPC, Inc.
Marc & Eileen Weller
Weller Development Company

BRONZE CLUB (\$5,000-9,999)


Bradie Barr & Tollie Miller
John Binford
Bond Distributing Company
Chesapeake Beverage
Chicago Title Insurance Company /
Fidelity National Title Group
CPG
CSX Corporation

Don and Sandy Pyle Charity Foundation, Inc.
Fulton Bank
Givewith LLC
Rick & Susan Goings
Horizon Land Co.
Increditek, Inc.
John & Debra Carey Foundation
Keeney Financial
Kevin Harvick Foundation
Kody Holdings
KPMG LLC
Jeffrey Cox & Stacie Wollman
Law Office of Stacie J. Wollman, PC
MacKenzie Commercial Real Estate Services, LLC
Michael & Claudia Cuddyer
Mondo Cares
Premium Distributors of Virginia
Scott Rifkin
Lonnie Ritzer & Allyn Feinstein
SDI Presence
Shapiro Sher
Sommerhauser Foundation
Truist
Mr. & Mrs. Carl Truscott
United Way of the Virginia Peninsula
University of Maryland Medical System
University of Maryland School of Medicine, Department of Orthopaedics
Ed Walker
ArmadaGlobal
Douglas & Maureen Webster

COPPER CLUB (\$1,000-4,999)

Adler, Muratore, and Powers Charitable Fund
Ardmore Roderick
Terry & Micheline Arenson
Arlington Ridge Group
Ellen Asplundh
August Jackson
Calvin & Sharon Butler
Ryan Cloud
Deloitte Consulting LLP
Enterprise Holdings Foundation
Findley, Inc.

Mr. & Mrs. Tom Fleckenstein
Alan & Dafna Fleischmann
Mr. & Mrs. Paul Gartlan
Pam & Joseph Geier
Richard Geist & Susan Brown
Gerrans Consulting Group
Gilbert Family
Mr. & Mrs. Greg Godfrey
Gregory Gowan
John & Holly Hoey
Mr. & Mrs. Alvin L. Howes
KB of Baltimore
Brendan Kelly
Smartlink, LLC
Maria Kenny
Lauer Philanthropic Foundation
Mr. & Mrs. Ralph Leasure
Levine Clopton Family Fund
Daniel Marmorstein
Maryland Wineries Association
Mr. & Mrs. Paul R. McHugh
Richard Moore
David & Kellie Murphy
Andy & Betsey Poulos
Ken & Elaine Rossow
The Honorable Regina B. Schofield
Simply Beautiful Flowers, LLC
Daniel Spickard
Thorson Foundation
Travis Manion Foundation
Tri-State United Soccer
Venable LLP
Allen & Jacque Wright
Bruce Zetter



Top (L to R): Kenny Baldwin and Scott Brickman. Bottom (L to R): Carl Truscott, Jim Hall, Robbie Callaway, and Tom Brauswell.

HOW YOU CAN HELP

There are many ways you can help the Cal Ripken, Sr. Foundation. Your financial support will allow us to continue to offer important programs for underserved youth.

DONATE ONLINE

It's easy! Make a tax-deductible donation online at www.ripkenfoundation.org.

MATCH YOUR GIFT

Contact your company's human resources department to find out if your employer matches charitable donation to double your investment.

EVENT SPONSORSHIP

Sponsor one of our many special events throughout the year.

GIFTS OF STOCK

If you use publicly-traded stocks, bonds, or mutual fund shares to make your gift, you will receive an additional tax benefit: the IRS allows you to make your transfer to the Cal Ripken, Sr. Foundation without recognizing capital gains on the appreciation. You can make a larger donation than you could make with cash and receive a larger tax deduction.

PLANNED GIVING

Regardless of your age or the size of your estate, there are many vehicles that allow you to balance your own income needs, the needs of your family, and your philanthropic interests.

FOLLOW US ON SOCIAL MEDIA

Support the Ripken Foundation by starting a fundraiser on your Facebook page for your birthday or other important milestone.

AMAZON SMILE

When doing your online shopping through Amazon, go to smile.amazon.com, and select the Cal Ripken, Sr. Foundation as your foundation of choice. A portion of your purchase will then be donated to us.

You can also contact our offices at 410-823-0043 about gift opportunities.

THANK YOU!

