

Name: \_\_\_\_\_

### TIPS: Drawing Lines



**X**

Too Thin!



**X**

Too Thick!



**X**

Inconsistent!



**✓**

Just Right

DO: Use markers to connect the path.



My bot made it from start to finish!

Name: \_\_\_\_\_

## Tips for Drawing Lines: Corners and Curves



**X**  
Too Close!

✓  
Just Right



**X**  
Too Sharp!



✓  
Just Right



✓  
Just Right

Do: Use markers to connect the path.





My bot made it from start to finish!

DO: Color in the code boxes  
Fill in the Color Code boxes!

Name: \_\_\_\_\_

Top box: 

Bottom box: 

 My bot \_\_\_\_\_ when it read this Color Code 

### Tips for Drawing Color Codes



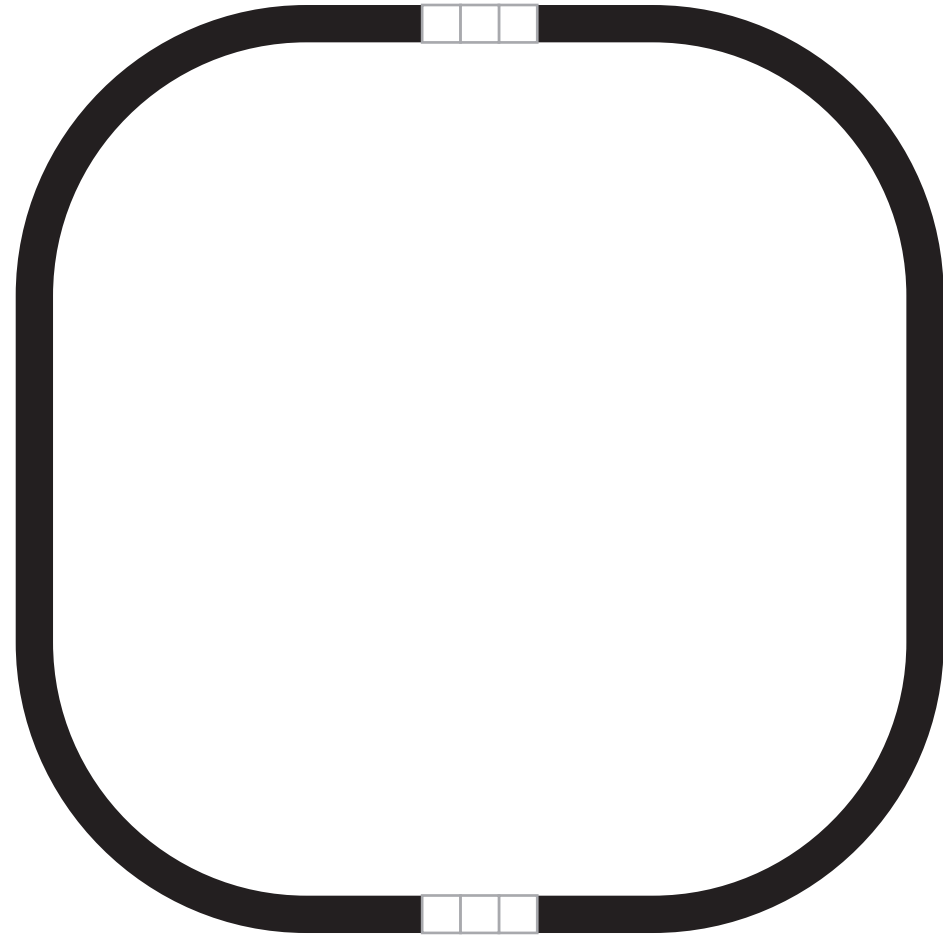
**X**  
White spaces



**X**  
Overlapping colors



**X**  
Too dark



 My bot \_\_\_\_\_ when it read this Color Code 

Do: Use the color codes below to fill in the blank boxes. Then, have Ozobot read the color codes from both ends of the lines. Which Color Code means something different when it is read backward? Why?

Name: \_\_\_\_\_



1.



2.



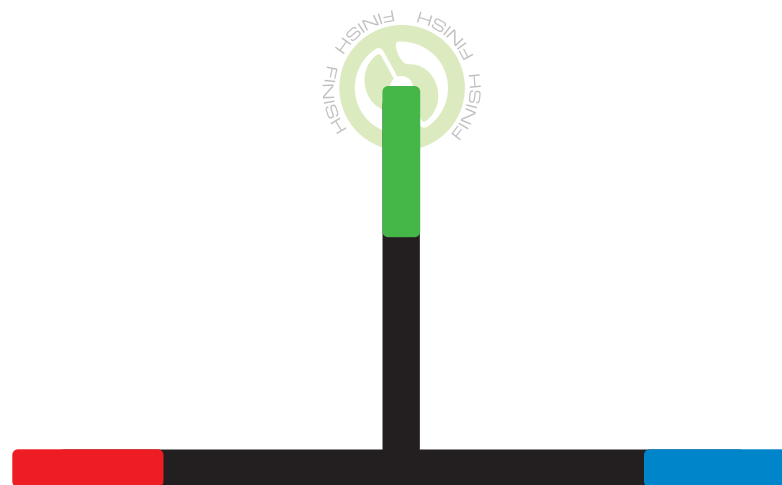

I discovered that # \_\_\_\_\_ means something different when Ozobot reads it the other way!

**Ozobot has three choices:** Go left, right, or straight.

**DO:** Place Ozobot at the start and see which it chooses. Repeat several times to see if Ozobot always chooses the same way.

**DO:** Look at your Color Code Reference Sheet. Which Color Code can you add to the blank boxes so that your bot always reaches the finish?

Name: \_\_\_\_\_



**MISSION:** Help Ozobot make it from home to school without getting stuck or lost! You have all the codes you need in the blue box. Use them only as many times as indicated in parentheses.

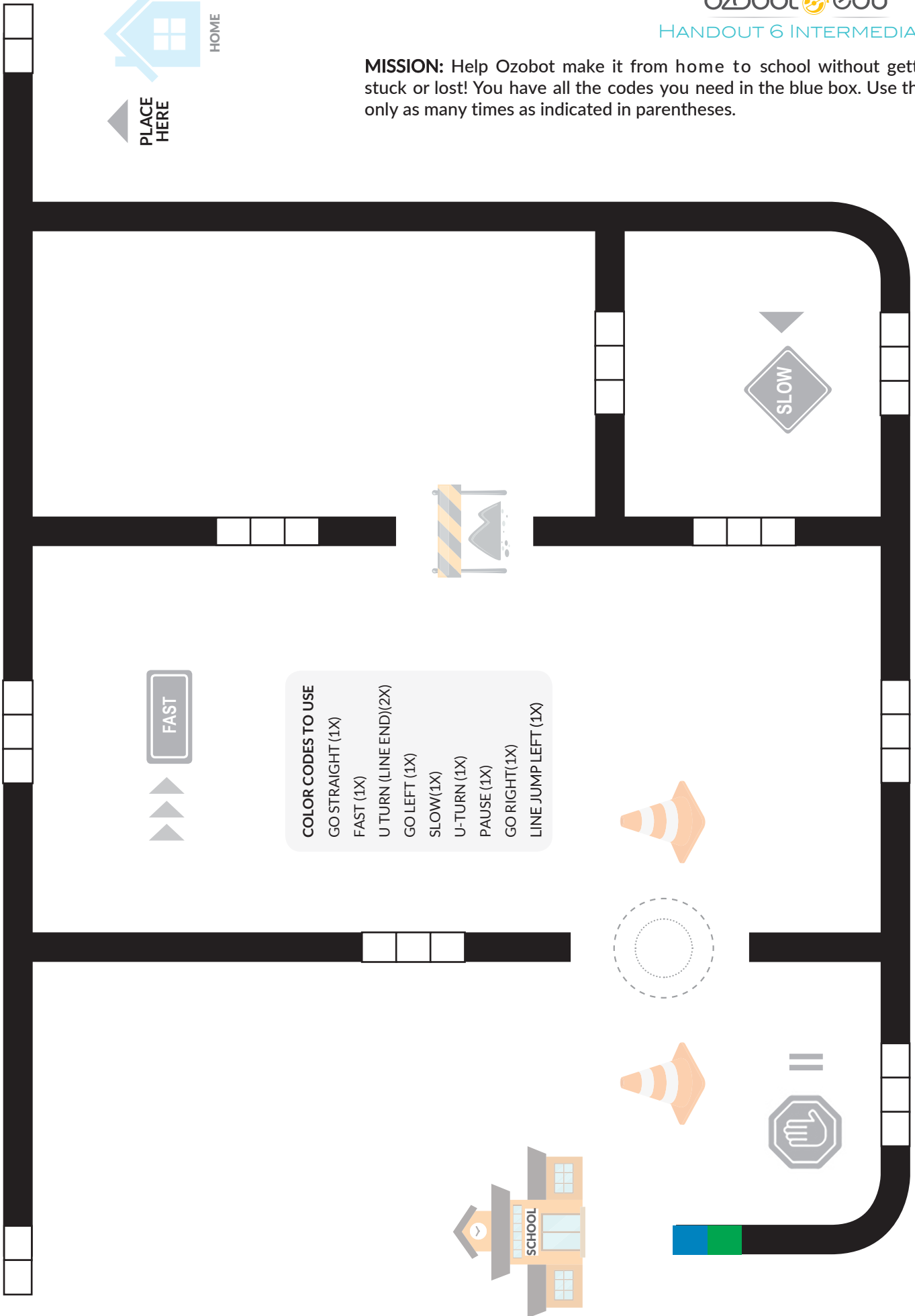


HOME



**COLOR CODES TO USE**

- GO STRAIGHT (1X)
- FAST (1X)
- U TURN (LINE END)(2X)
- GO LEFT (1X)
- SLOW(1X)
- U-TURN (1X)
- PAUSE (1X)
- GO RIGHT(1X)
- LINE JUMP LEFT (1X)



## Tips for Drawing Color Codes

Name: \_\_\_\_\_



**X**  
Overlapping colors



**X**  
White spaces



**X**  
Too dark



**X**  
Different sizes



**X**  
Codes on colored lines



**✓**  
Codes on black lines.  
Single color square approx. 1/4"

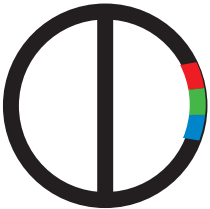
**TRY IT!** Draw the following Color Codes between black lines and see if Ozobot can read them!



Name: \_\_\_\_\_

# Spaceship Driver's Test

**DO:** Look at the images to determine whether or not you think Ozobot would be able to read the Color Codes on the maps. Check the box to indicate your decision. If you believe Ozobot wouldn't be able to read the Color Codes, explain why in the blank.

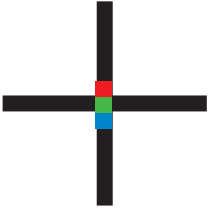


Ozobot would read this!

Ozobot wouldn't read this because

.....

.....




Ozobot would read this!

Ozobot wouldn't read this because

.....

.....

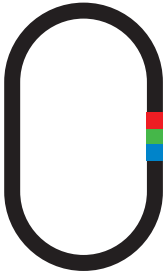


Ozobot would read this!

Ozobot wouldn't read this because

.....

.....




Ozobot would read this!

Ozobot wouldn't read this because

.....

.....




Ozobot would read this!

Ozobot wouldn't read this because

.....

.....



Ozobot would read this!

Ozobot wouldn't read this because

.....

.....



SPACESHIP DRIVER



NAME:

CLASS:

SKILLS: CODING MASTER

ID: 00043628 | P: OZOPLANET | ED: 23.12.2058

WWW.OZOBOT.COM



SPACESHIP DRIVER



NAME:

CLASS:

SKILLS: CODING MASTER

ID: 00043629 | P: OZOPLANET | ED: 23.12.2058

WWW.OZOBOT.COM



SPACESHIP DRIVER



NAME:

CLASS:


SKILLS: CODING MASTER

ID: 00043630 | P: OZOPLANET | ED: 23.12.2058

WWW.OZOBOT.COM



SPACESHIP DRIVER



NAME:

CLASS:

SKILLS: CODING MASTER

ID: 00043631 | P: OZOPLANET | ED: 23.12.2058

WWW.OZOBOT.COM



SPACESHIP DRIVER



NAME:

CLASS:

SKILLS: CODING MASTER

ID: 00043632 | P: OZOPLANET | ED: 23.12.2058

WWW.OZOBOT.COM



SPACESHIP DRIVER



NAME:

CLASS:

SKILLS: CODING MASTER

ID: 00043633 | P: OZOPLANET | ED: 23.12.2058

WWW.OZOBOT.COM



SPACESHIP DRIVER



NAME:

CLASS:

SKILLS: CODING MASTER

ID: 00043634 | P: OZOPLANET | ED: 23.12.2058

WWW.OZOBOT.COM



SPACESHIP DRIVER



NAME:

CLASS:

SKILLS: CODING MASTER

ID: 00043635 | P: OZOPLANET | ED: 23.12.2058

WWW.OZOBOT.COM



SPACESHIP DRIVER



NAME:

CLASS:


SKILLS: CODING MASTER

ID: 00043636 | P: OZOPLANET | ED: 23.12.2058

WWW.OZOBOT.COM



SPACESHIP DRIVER



NAME:

CLASS: 

SKILLS: CODING MASTER

ID: 00043628

P: OZOPLANET

ED: 23.12.2058

WWW.OZOBOT.COM



SPACESHIP DRIVER



NAME:

CLASS: 

SKILLS: CODING MASTER

ID: 00043629

P: OZOPLANET

ED: 23.12.2058

WWW.OZOBOT.COM



SPACESHIP DRIVER



NAME:

CLASS: 

SKILLS: CODING MASTER

ID: 00043630

P: OZOPLANET

ED: 23.12.2058

WWW.OZOBOT.COM



SPACESHIP DRIVER



NAME:

CLASS: 

SKILLS: CODING MASTER

ID: 00043631

P: OZOPLANET

ED: 23.12.2058

WWW.OZOBOT.COM



SPACESHIP DRIVER



NAME:

CLASS: 

SKILLS: CODING MASTER

ID: 00043632

P: OZOPLANET

ED: 23.12.2058

WWW.OZOBOT.COM



SPACESHIP DRIVER



NAME:

CLASS: 

SKILLS: CODING MASTER

ID: 00043633

P: OZOPLANET

ED: 23.12.2058

WWW.OZOBOT.COM



SPACESHIP DRIVER



NAME:

CLASS: 

SKILLS: CODING MASTER

ID: 00043634

P: OZOPLANET

ED: 23.12.2058

WWW.OZOBOT.COM



SPACESHIP DRIVER



NAME:

CLASS: 

SKILLS: CODING MASTER

ID: 00043635

P: OZOPLANET

ED: 23.12.2058

WWW.OZOBOT.COM



SPACESHIP DRIVER



NAME:

CLASS: 

SKILLS: CODING MASTER

ID: 00043636

P: OZOPLANET

ED: 23.12.2058

WWW.OZOBOT.COM

